

SELF-CONTAINED GENERATING SET CONTROL UNIT TYPE CAM-120



This starts, monitors and protects the generating set, and stops it in the event of an anomaly through solenoid valve or electromagnet.

Possibility of connecting CAN Bus with engine equipped with control unit for electronic control of the injection system.


This has provision for automatic operation.


Possibility of combination with ATS - 100 or ATS - 200 control unit to obtain power switching control.

It shows the main parameters of the generating set on the display.


Complete with 20 instruments (synchronous reading of 6)

Texts in:


 Italian

 English

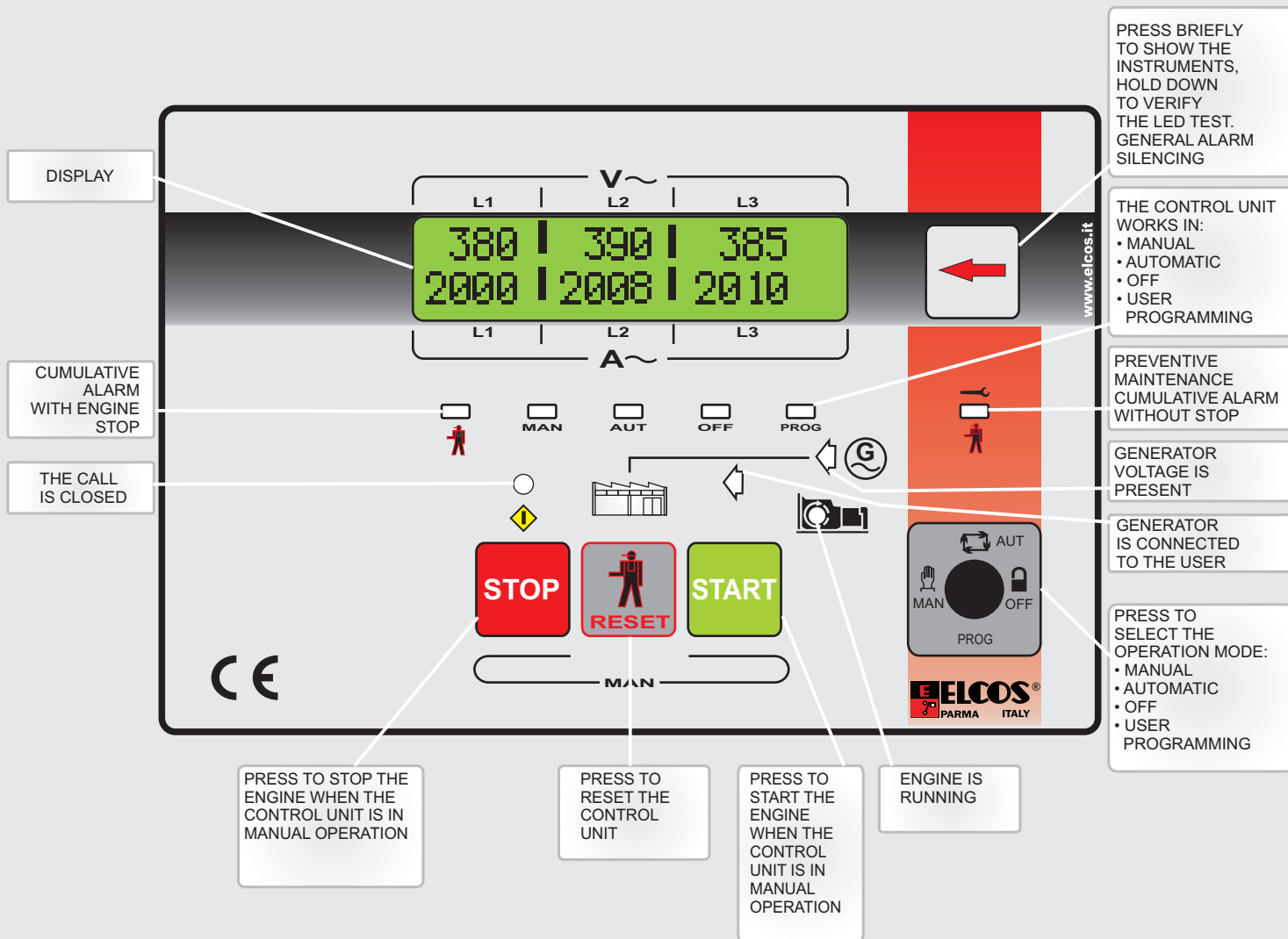
 German

 French

 Spanish

 Portuguese

BRIEF INSTRUCTIONS





DISPLAYED INSTRUMENTS:

- THREE GENERATOR VOLTMETERS
- PHASE/PHASE LINE VOLTAGES
- STAR VOLTAGES
- THREE GENERATOR AMMETERS
- FREQUENCY METER
- WATTMETER (1)
- VARMETER (1)
- VOLTAMMETER (1)
- COSPHIMETER
- KILOWATT-HOUR (1)
- PARTIAL HOUR METER
- TOTAL HOUR METER
- STARTING COUNTER
- TACHOMETER
- FUEL LEVEL INDICATOR
- WATER OR OIL THERMOMETER
- OIL PRESSURE GAUGE

(1) Total and per phase

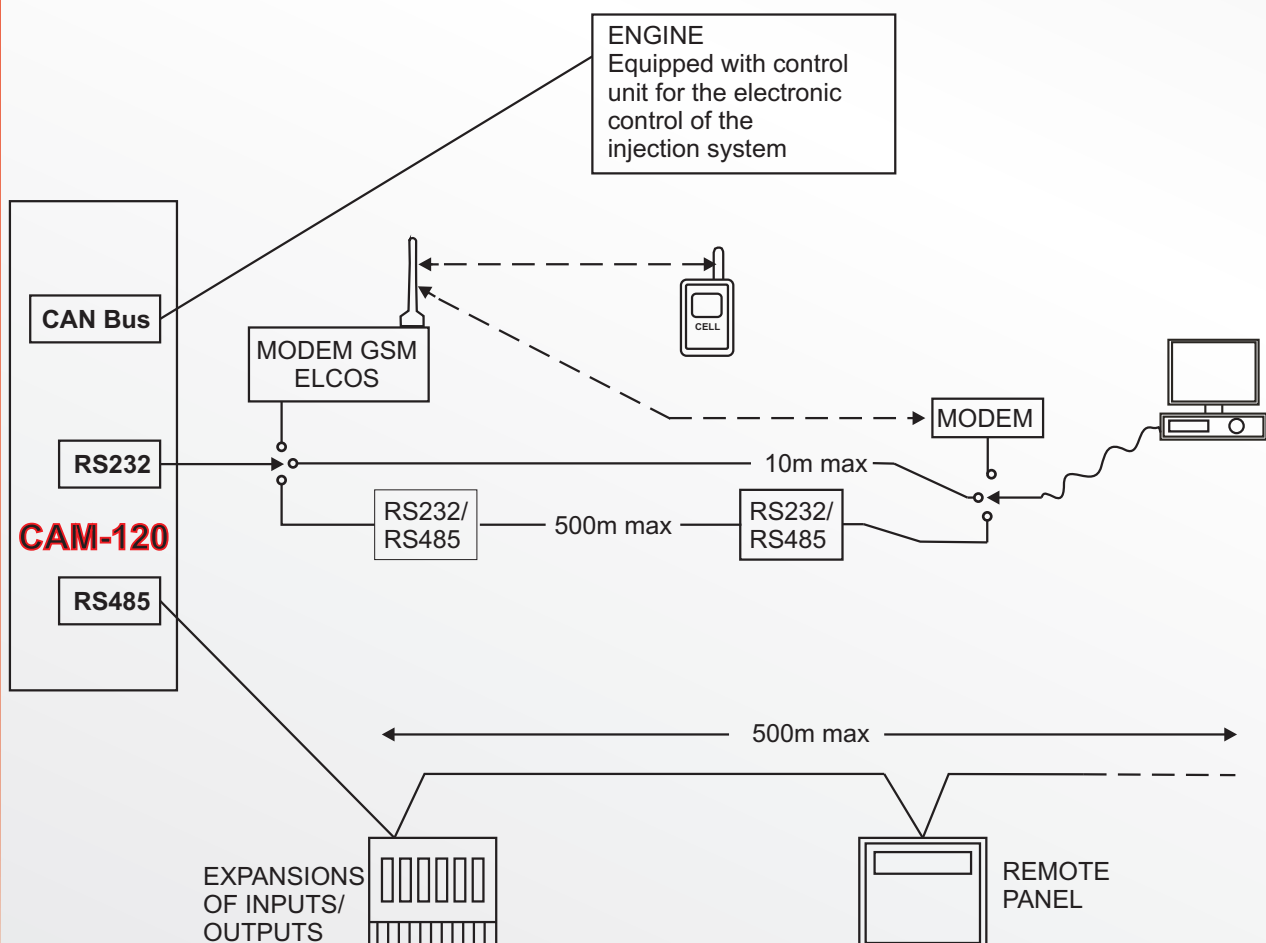
MODES OF COMMUNICATION OF THE CONTROL UNIT

- CAN Bus Connection (SAEJ1939)
- Serial ports:
 - RS232
 - RS485 for possibility of expansions for optional inputs/outputs and of connecting the remote signals panel.
- MODEM GSM (optional)

Possibility of displaying the control unit instruments with a mobile phone  , operating the starting and stopping and notifying with an SMS message when the generating set is in alarm state.
- Modbus protocol 

REMOTE OPERATION WITH PERSONAL COMPUTER

- reading of the instruments shown on the display of the control unit
- anomalies historical record
- display of anomalies and operating status of the generating set
- start stop controls



FUNCTIONS

- Three-phase voltmetric control. Minimum, maximum voltage, asymmetry and phase sequence of the generator
- Manual start/stop buttons
- Remote start input (call)
- Available fully programmable input for anomaly (times, polarities, stopping possibility and message about the anomaly).
- Glow plugs preheating management
- Remote control (start and stop)
- Possibility of starting the generator when the charge of the battery is low
- Clock for programming the starting or the stopping
- Weekly selftest
- Anomaly historical record (Including data from the last 100 anomalies)
- Indication of preventive maintenance.

TECHNICAL DATA

- Battery power supply 9 ÷ 32 VDC
- Degree of protection
 - FRONT IP64
 - REAR IP00
- Dimensions (LxHxP)mm 157 x 109 x 114